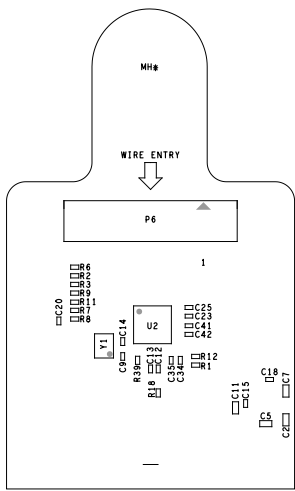



ASSEMBLY NOTES:

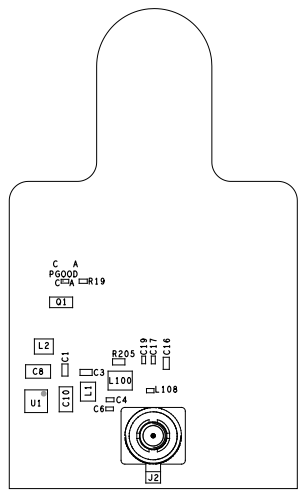
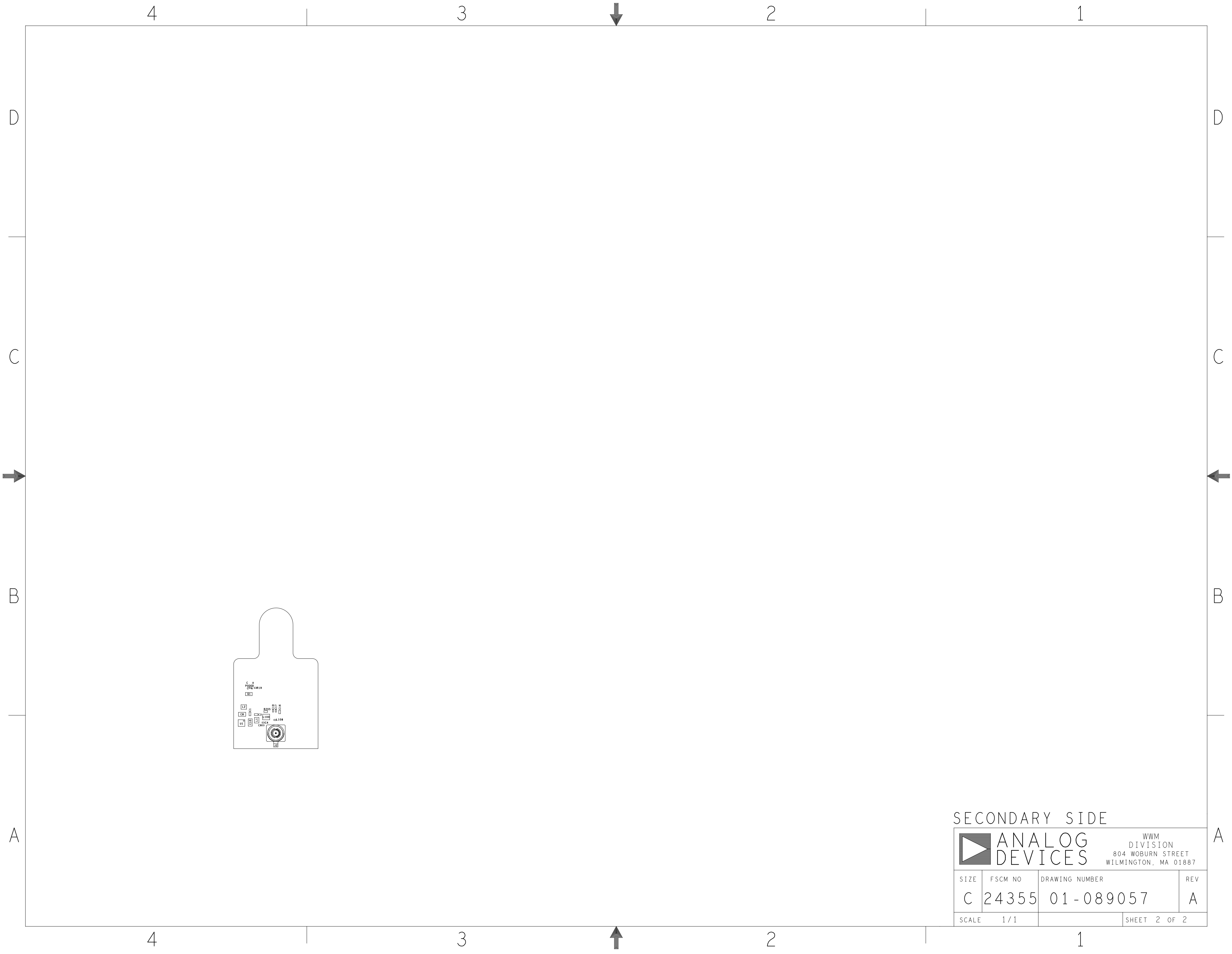
- 1. BOARD ACCEPTABILITY PER ANALOG DEVICES, INC. SPECIFICATION TST00119 (LATEST REVISION).
- 2. REPAIRS PER IPC-7711/21(LATEST REVISION) ARE ALLOWED.
- 3. REPAIRS ARE NOT ALLOWED IN SOLDERMASK FREE AREAS ON EITHER SIDE OF THE BOARD.
- 4. RoHS COMPLIANCE: ASSEMBLY VENDOR SHOULD ASSURE COMPLIANCE WITH LEAD-FREE AND RoHS PCB ASSEMBLY STANDARDS (EU RoHS DIRECTIVE 2002/95/EC).
- 5. BOARDS TO BE SHIPPED SINGULATED AFTER ASSEMBLY PROCESS. SMOOTHEN EDGES AND FREE FROM BURRS AFTER DEPANELIZATION.

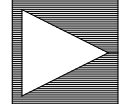


REVISIONS			
REV	DESCRIPTION	DATE	APPROVED
A	INITIAL RELEASE	10DEC25	O. AXINTE

PRIMARY SIDE

UNLESS OTHERWISE SPECIFIED DIMENSIONS ARE IN INCHES			APPROVAL		DATE		<div><div></div><div>ANALOG DEVICES</div></div> <div>WWM DIVISION 804 WOBURN STREET WILMINGTON, MA 01887</div>		
TOLERANCES			TEMPLATE ENGINEER N/A		N/A				
DECIMALS	FRACTIONS	ANGLES	HARDWARE SERVICES A HEREDIA		10DEC25				
.XX .-.010	--1/32	-- 2	HARDWARE SYSTEMS N/A		N/A				
.XXX .-.005							TITLE ASSEMBLY AD-GMSL793MIPI-EVK CUSTOMER EVAL Z		
.XXXX .-.0050									
MATERIAL			TEST ENGINEER N/A		N/A				
			COMPONENT ENGINEER A. EMPENSANDO		10DEC25				
			TEST PROCESS N/A		N/A				
			HARDWARE RELEASE K. JABATAN		10DEC25				
FINISH			DESIGNER M. LARDIZABAL		10DEC25				
			PTD ENGINEER O. AXINTE		10DEC25				
			CHECKER N/A		N/A		SIZE C		
DO NOT SCALE DWG									
							DRAWING NUMBER 01-089057		



SECONDARY SIDE			
 ANALOG DEVICES		WWM DIVISION 804 WOBURN STREET WILMINGTON, MA 01887	
SIZE	FSCM NO	DRAWING NUMBER	REV
C	24355	01-089057	A
SCALE	1 / 1	SHEET 2 OF 2	